

# 3. TUBO RAME - TUBO INOX

## COPPER PIPE - STEEL PIPE



### 3.2 | SERIE 300

#### Raccordi a compressione con tenuta o'ring

FILE 300  
Compression fittings with o'rings



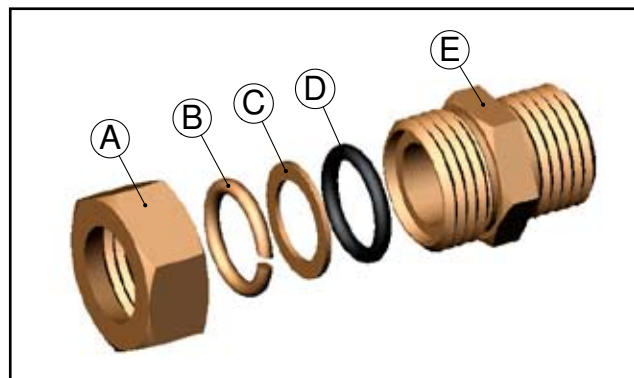
# Raccordi a compressione con tenuta o'rings

## Compression fittings with o'rings

### NOTE TECNICHE / TECHNICAL DATA

Conformi alla norma DIN 50930.6 - Conformi al D.M. 174 del 6 Aprile 2004 - Conformi alla norma UNI EN ISO 1254-2  
 Comply with DIN 50930.6 - Comply with D.M. 174 dated 6 April 2004 - Comply with UNI EN ISO 1254-2

- (IT)** A) Dado di serraggio stampato a caldo in ottone UNI EN 12165 CW617N sabbiato acciaio. Marcatura "MADE IN ITALY".  
 B) Anello toroidale spaccato, in UNI EN 12166 CW508 L, elasticizzato.  
 C) Rondella piana tranciata a freddo in OT CW617N.  
 D) O'RING NBR WRC 70 omologata ACS per acqua potabile. Utilizzo per acqua fredda e calda fino a 90° C.  
 E) Corpo raccordo in ottone UNI EN 12165 CW617N stampato a caldo e sabbiato acciaio, o da barra trafilata di ottone normalizzata UNI EN 12164 CW614N. Marcatura "MADE IN ITALY".



- (GB)** A) Screw nut hot forged in brass UNI EN 12165 CW617N steel sand blasting. Stamped "MADE IN ITALY".  
 B) Ring made in brass UNI EN 12166 CW508 L, stretched.  
 C) Brass washer cold sheared made in OT CW617N.  
 D) O'RING in NBR WRC 70 for drinking water approved by ACS.

For hot/cold water up 90°C.  
 E) Body made in hot forged brass UNI EN 12165 CW617N steel sand blasting or in normalized brass rod UNI EN 12164 CW614N. Stamped "MADE IN ITALY".

### ISTRUZIONI DI MONTAGGIO / ASSEMBLING INSTRUCTION

- (IT)** A) Tagliare il tubo di rame - ferro - inox perpendicolarmente al suo asse avendo cura di eliminare eventuali sbavature e/o trucioli residui. Si consiglia pertanto l'utilizzo di attrezzature idonee.  
 B) Calzare il dado sul tubo.  
 C) Calzare l'anello toroidale sul tubo.  
 D) Calzare la rondella piana sul tubo.  
 E) Calzare l' o'ring sul tubo.  
 F) Inserire il tubo sul corpo del raccordo.  
 G) Serrare il dado a mano sin dove possibile, indi serrare ulteriormente con una chiave idonea come da tabella.

- (GB)** A) Cut the copper - inox - steel pipes perpendicular to its axis using appropriate tool, remove any trimming carefully.  
 B) Fit the nut on the pipe.  
 C) Fit the elastic ring on the pipe.  
 D) Fit the brass washer on the pipe.  
 E) Fit the o'ring on the pipe.  
 F) Fit the pipe on the body.  
 G) Tighten the nut by hand till it is possible, then using the tool, tighten the nut following the table value indicated.

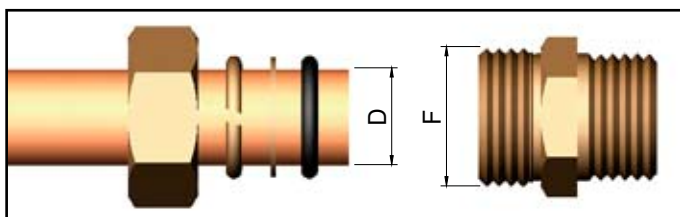


Tabella filettature / Table thread

D	8	10	12	14	16	18	22	28
F	M16x1	M18x1,5	M21x1,5	M23x1,5	M25x1,5	M27x1,5	M33x1,5	M38x1.5

- (IT)** Per la progettazione, l'installazione, il collaudo e la gestione **a regola d'arte** di impianti idro-termo sanitari si rimanda al rispetto delle disposizioni di norma vigenti:  
**UNI EN 806 : 2008 e UNI 9182 : 2010**

- (GB)** For planning, installation, testing and **workmanlike management** of plumbing and heating system, please refer to comply with the provisions of the existing norms:  
**UNI EN 806 : 2008 e UNI 9182 : 2010**

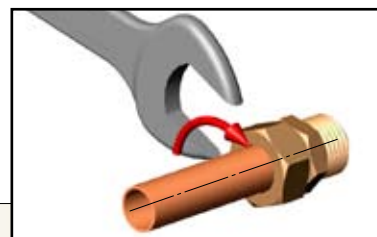


Tabella serraggio / Table tightening

D	8	10	12	14	16	18	22	28
	1- 1/4	1-1/4	1-1/4	1-1/4	1-1/4	1-1/4	1-1/2	1-1/2

# Raccordi a compressione con tenuta o'rings

## Compression fittings with o'rings



### Art. 300



**Raccordo diritto maschio**  
Straight nipple male

Codice Code	Misura Size	Prezzo € Price €	Pz. sac. Pz. Bag.	Pz. Box Pz. Box
300081/4	8x1/4	1,37	10	400
300083/8	8x3/8	1,33	10	400
300103/8	10x3/8	1,04	10	400
300101/2	10x1/2	1,15	10	350
300123/8	12x3/8	1,25	10	350
300121/2	12x1/2	1,20	10	300
300123/4	12x3/4	1,16	10	250
300143/8	14x3/8	1,42	10	300
300141/2	14x1/2	1,35	10	300
300143/4	14x3/4	1,70	10	250
300163/8	16x3/8	1,97	10	250
300161/2	16x1/2	1,51	10	250
300163/4	16x3/4	1,81	10	200
300181/2	18x1/2	1,78	10	200
300183/4	18x3/4	1,80	10	200
300181/0	18x1/0	3,05	10	150
300221/2	22x1/2	2,93	10	120
300223/4	22x3/4	2,85	10	120
300221/0	22x1/0	3,24	10	100
300283/4	28x3/4	4,47	-	80
300281/0	28x1/0	4,47	-	80
3002811/4	28x1.1/4	6,29	-	70

### Art. 302




**Raccordo diritto femmina**  
Straight nipple female

Codice Code	Misura Size	Prezzo € Price €	Pz. sac. Pz. Bag.	Pz. Box Pz. Box
302083/8	8x3/8	2,46	10	400
302103/8	10x3/8	1,15	10	350
302101/2	10x1/2	1,27	10	300
302123/8	12x3/8	1,28	10	300
302121/2	12x1/2	1,35	10	250
302123/4	12x3/4	1,84	10	250
302143/8	14x3/8	1,52	10	250
302141/2	14x1/2	1,56	10	250
302143/4	14x3/4	1,88	10	200
302163/8	16x3/8	1,83	10	250
302161/2	16x1/2	1,69	10	200
302163/4	16x3/4	2,00	10	150
302181/2	18x1/2	1,86	10	200
302183/4	18x3/4	2,10	10	150
302181/0	18x1/0	3,70	10	150
302221/2	22x1/2	3,03	10	120
302223/4	22x3/4	2,86	10	100
302221/0	22x1/0	3,88	10	100
302283/4	28x3/4	4,75	-	60
302281/0	28x1/0	4,75	-	60

# Raccordi a compressione con tenuta o'rings

## Compression fittings with o'rings



### Art. 304

Raccordo angolo maschio  
Elbow male


Codice Code	Misura Size	Prezzo € Price €	Pz. sac. Pz. Bag.	Pz. Box
304103/8	10x3/8	1,61	10	200
304101/2	10x1/2	1,76	10	200
304123/8	12x3/8	1,61	10	200
304121/2	12x1/2	1,90	10	200
304143/8	14x3/8	2,01	10	200
304141/2	14x1/2	1,95	10	200
304143/4	14x3/4	2,49	10	150
304161/2	16x1/2	2,09	10	180
304163/4	16x3/4	2,62	10	150
304181/2	18x1/2	2,76	10	150
304183/4	18x3/4	2,76	10	120
304221/2	22x1/2	4,27	5	100
304223/4	22x3/4	4,25	5	100
304221/0	22x1/0	6,45	-	40
304281/0	28x1/0	7,82	-	40
3042811/4	28x1.1/4	8,86	-	30



### Art. 305

Raccordo angolo femmina  
Elbow female


Codice Code	Misura Size	Prezzo € Price €	Pz. sac. Pz. Bag.	Pz. Box
305103/8	10x3/8	1,52	10	200
305101/2	10x1/2	1,82	10	200
305123/8	12x3/8	1,78	10	200
305121/2	12x1/2	1,95	10	200
305123/4	12x3/4	3,48	10	120
305143/8	14x3/8	2,52	10	200
305141/2	14x1/2	2,11	10	200
305143/4	14x3/4	2,71	10	150
305163/8	16x3/8	2,14	10	200
305161/2	16x1/2	2,30	10	160
305163/4	16x3/4	2,83	10	120
305181/2	18x1/2	2,82	10	120
305183/4	18x3/4	2,91	10	100
305221/2	22x1/2	4,27	5	80
305223/4	22x3/4	4,37	5	80
305221/0	22x1/0	6,45	-	30
305283/4	28x3/4	6,17	-	30
305281/0	28x1/0	7,82	-	30



### Art. 301

Raccordo diritto doppio  
Straight nipple double

Codice Code	Misura Size	Prezzo € Price €	Pz. sac. Pz. Bag.	Pz. Box
30108	8x8	2,19	10	300
30110	10x10	1,58	10	300
30112	12x12	1,96	10	250
30114	14x14	2,14	10	200
30116	16x16	2,45	10	200
30118	18x18	2,58	10	150
30122	22x22	3,83	10	100
30128	28x28	5,93	-	50



### Art. 303

Raccordo angolo doppio  
Elbow double

Codice Code	Misura Size	Prezzo € Price €	Pz. sac. Pz. Bag.	Pz. Box
30308	8x8	4,06	10	250
30310	10x10	2,04	10	200
30312	12x12	2,40	10	200
30314	14x14	2,58	10	200
30316	16x16	2,71	10	150
30318	18x18	3,48	10	120
30322	22x22	5,44	5	60
30328	28x28	8,66	-	30

# Raccordi a compressione con tenuta o'rings

## Compression fittings with o'rings



### Art. 308



Raccordo a Tee maschio  
Tee male

Codice Code	Misura Size	Prezzo € Price €	Pz. sac. Pz. Bag.	Pz. Box Pz. Box
308103/8	10x3/8	1,40	10	120
308101/2	10x1/2	2,81	10	120
308123/8	12x3/8	1,70	10	120
308121/2	12x1/2	1,86	10	120
308141/2	14x1/2	2,21	10	120
308161/2	16x1/2	2,35	5	100
308163/4	16x3/4	2,76	5	70
308181/2	18x1/2	3,79	5	80
308183/4	18x3/4	2,91	5	60
308223/4	22x3/4	4,43	5	60
308281/0	28x1/0	7,46	-	10

### Art. 309



Raccordo a Tee femmina  
Tee Female

Codice Code	Misura Size	Prezzo € Price €	Pz. sac. Pz. Bag.	Pz. Box Pz. Box
309103/8	10x3/8	2,31	10	120
309101/2	10x1/2	2,83	10	120
309123/8	12x3/8	2,55	10	120
309121/2	12x1/2	3,16	10	120
309141/2	14x1/2	3,07	10	120
309161/2	16x1/2	3,36	5	100
309163/4	16x3/4	4,16	5	70
309181/2	18x1/2	3,83	5	80
309183/4	18x3/4	4,13	5	60
309221/2	22x1/2	5,79	5	70
309223/4	22x3/4	6,18	5	60
309283/4	28x3/4	10,50	-	10
309281/0	28x1/0	10,67	-	10

### Art. 306



Raccordo curvo con flangia  
Wallplate elbow

Codice Code	Misura Size	Prezzo € Price €	Pz. sac. Pz. Bag.	Pz. Box Pz. Box
306101/2	10x1/2	2,76	10	120
306121/2	12x1/2	2,54	10	120
306141/2	14x1/2	3,07	10	120
306161/2	16x1/2	3,18	10	100
306181/2	18x1/2	3,65	5	80

### Art. 307



Raccordo a Tee  
Tee

Codice Code	Misura Size	Prezzo € Price €	Pz. sac. Pz. Bag.	Pz. Box Pz. Box
30710	10	2,75	10	100
30712	12	3,04	10	100
30714	14	3,51	10	100
30716	16	4,34	5	70
30718	18	4,59	5	60
30722	22	7,16	-	50
30728	28	11,73	-	10



# Raccordi a compressione con tenuta o'rings

## Compression fittings with o'rings

